

Refra[®]
Steel equipment



checkouts
...creates the image of the shop

Series CS



Functional, reliable and easy to use

Together with our valued customers we have created ergonomically designed checkouts for both costumers and staff which completely satisfies their needs and suits in any type of the shop.



Colors can be selected from the Ral pallet

Powder coated products are more resistant to moisture, chemicals, reduces the risk of scratches and corrosion.



Individual design of checkout bottom part available

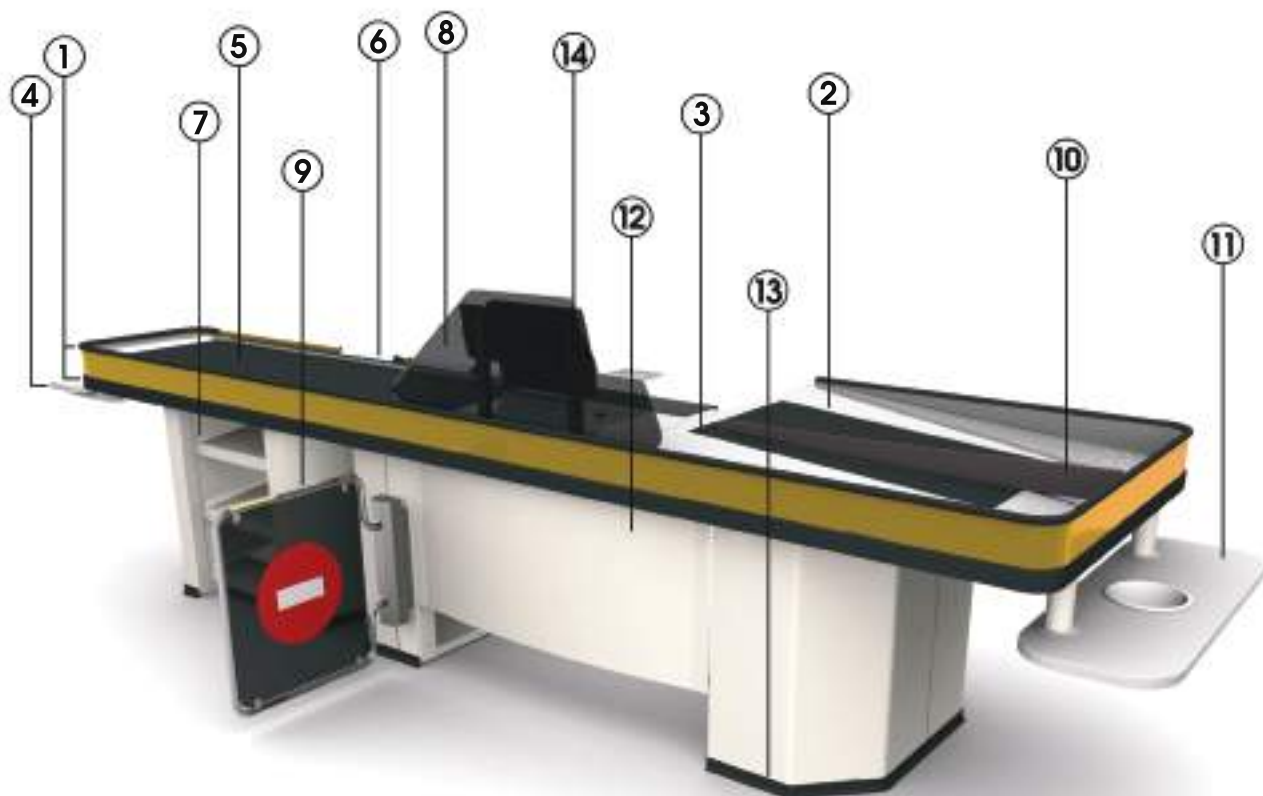
Our engineers are ready to offer solutions which will optimize checkout work and create your shop image.



Two transporter width options

To adopt our checkouts better in the shop or to customer flows we offer possibility to choose two transporter widths.





1. Rubber bumpers for checkout protection from scratching.
2. Option of second transporter belt or rollers available.
3. The working surface is made from resistant to scratches decorative stainless steel (1,2mm thickness).
4. The basket shelf for unloading with the basket/bag.
5. Anti-static PVC belt run by high quality oil cooled motor.
6. "Next customer" bars help to separate goods.
7. Cabinet for plastic bags with three shelves with hooks for bag holding.
8. Tinted black Plexiglas scanner protection with milled cash plate (8mm thickness).
9. Closing gates help to limit customer pass when cashier is not working.
10. Goods divider which helps to serve two customers at one time.
11. Packing shelf with / without rubbish bin for goods packing.
12. Powder Paint, extremely resistant for abrasions and other mechanical damages.
13. Rubber profile which protects from dust and water entering.
14. Adjustable cashier monitor holder.

Integrated electronic Control panel with features:

Automatic belt control with photocells.

Manual belt control.

Lamp and force stop functions.

Automatic stop of the tape if there is no longer signal from the photocell.

Soft start of tape (the bottle do not turn over at the tape starting).

Double protection of the engine output (overload as option).

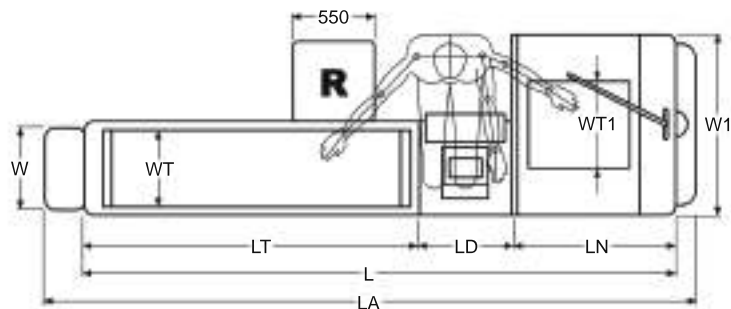


Standart package

1. Transporter
2. Control panel (pedal for manual use included)
3. Tinted black plexiglas scanner protection with milled cash plate
4. One set of power supply sockets (4pcs.)
5. Cabinet for plastic bags with three shelves with hooks for bag holding
6. Adjustable monitor holder for cashier.

note: Checkouts which length is 2500mm and 2800mm does not include cabinet for plastic bags.





Dimensions

Code	L	LA	LT	WT	WT1	LD	LN	W	W1
	mm	mm	mm	mm	mm	mm	mm	mm	mm
CSEA-25	2500	3000	970	450	450	570	960	565	1100
CSEA-28	2800	3300	1270		450	570	960	565	1100
CSEA-30	3000	3500	1470		450	570	960	565	1100
CSEA-32	3200	3700	1670		450	570	960	565	1100
CSEA-35	3500	4000	1970		450	570	960	565	1100
CSEA-38	3800	4300	2270		450	570	960	565	1100
CSEA-40	4000	4500	2470		450	570	960	565	1100
CSEA-42	4200	4700	2670		450	570	960	565	1100
CSEB-25	2500	3000	970	500	450	570	960	615	1100
CSEB-28	2800	3300	1270		450	570	960	615	1100
CSEB-30	3000	3500	1470		450	570	960	615	1100
CSEB-32	3200	3700	1670		450	570	960	615	1100
CSEB-35	3500	4000	1970		450	570	960	615	1100
CSEB-38	3800	4300	2270		450	570	960	615	1100
CSEB-40	4000	4500	2470		450	570	960	615	1100
CSEB-42	4200	4700	2670		450	570	960	615	1100

L	Length of the checkout
LA	Length of the checkout with accessories
LT	Length of the transporter
WT	Width of the transporter belt
WT1	Width of the additional transporter or rollers
LD	Length of the scales area
LN	Length of the checkout basin
W	General transporter part width
W1	Width of the checkout

Offered additional accessories

1. Second Transporter belt in the checkout basin (+ TK).
2. Rollers in the checkout basin (+ TRK)
3. Packing shelf with / without rubbish bin (1816 / 1814).
4. The basket shelf (1813)
5. Goods divider (1824 / 1824.1)
6. "Next" customer bars and holder for them (1810 / 1811)
7. Closing gates (1801 / 1802 / 1803 / 1804 / 1804.1 / 1804.2 / 1805)

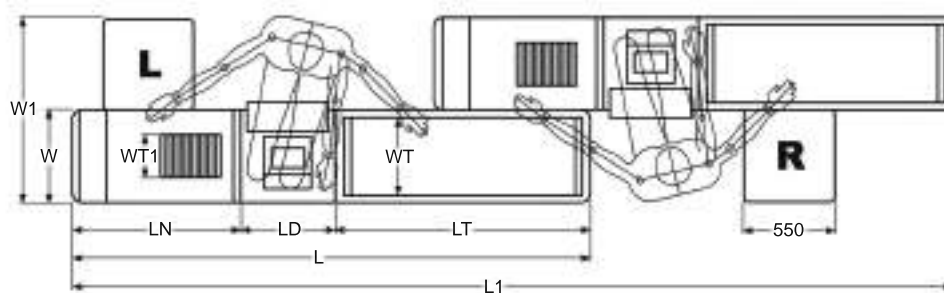
More accessories can be found in accessories list at the end of the catalogue.

Standart package

1. Transporter
2. Control panel (pedal for manual use included)
3. Tinted black plexiglas scanner protection with milled cash plate
4. One set of power supply sockets (4pcs.)
5. Cabinet for plastic bags with three shelves with hooks for bag holding
6. Adjustable monitor holder for cashier.

note: Checkouts which length is 2500mm and 2800mm does not include cabinet for plastic bags.





Dimensions

Code	L	L1	LT	WT	WT1	LD	LN	W	W1
	mm	mm	mm	mm	mm	mm	mm	mm	mm
CSTA-25	2500	4100	970	450	250	570	960	565	1140
CSTA-28	2800	4700	1270		250	570	960	565	1140
CSTA-30	3000	5100	1470		250	570	960	565	1140
CSTA-32	3200	5500	1670		250	570	960	565	1140
CSTA-35	3500	6100	1970		250	570	960	565	1140
CSTB-25	2500	4100	970	500	300	570	960	615	1240
CSTB-28	2800	4700	1270		300	570	960	615	1240
CSTB-30	3000	5100	1470		300	570	960	615	1240
CSTB-32	3200	5500	1670		300	570	960	615	1240
CSTB-35	3500	6100	1970		300	570	960	615	1240

L	Length of the checkout
L1	General length of the checkouts
LT	Length of the transporter
WT	Width of the transporter belt
WT1	Width of the additional rollers
LD	Length of the scales area
LN	Length of the checkout basin
W	General transporter/basin part width
W1	Width of the checkout

Offered additional accessories

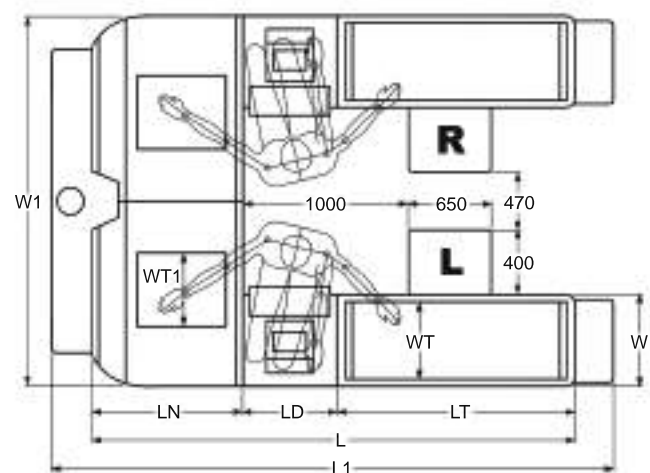
1. Rollers in the checkout basin (+ TRK)
2. "Next" customer bars and holder for them (1810 / 1811)
3. Closing gates (1801 / 1802 / 1803 / 1804 / 1804.1 / 1804.2 / 1805)

More accessories can be found in accessories list at the end of the catalogue.

Standart package

1. Double checkout
2. Transporter (2pcs.)
3. Control panel (2pcs.) (pedal for manual use included)
4. Tinted black plexiglas scanner protection with milled cash plate (2pcs.)
5. Two sets of power supply sockets (4pcs. each)
6. Cabinet for plastic bags with three shelves with hooks for bag holding (2pcs.)
7. Adjustable monitor holder for cashier (2pcs.)





Dimensions

Code	L	L1	LT	WT	WT1	LD	LN	W	W1
	mm	mm	mm	mm	mm	mm	mm	mm	mm
CSDA-30	3000	3500	1470	450	450	570	960	565	2400
CSDA-35	3500	4000	1970		450	570	960	565	2400
CSDA-38	3800	4300	2270		450	570	960	565	2400
CSDA-40	4000	4500	2470		450	570	960	565	2400
CSDB-30	3000	3500	1470	500	450	570	960	615	2500
CSDB-35	3500	4000	1970		450	570	960	615	2500
CSDB-38	3800	4300	2270		500	450	570	960	615
CSDB-40	4000	4500	2470		450	570	960	615	2500

L	Length of the checkout
L1	Length of the checkout with accessories
LT	Length of the transporter
WT	Width of the transporter tape
WT1	Width of the additional transporter or rollers
LD	Length of the scales area
LN	Length of the checkout basin
W	General transporter part width
W1	Width of the double checkout

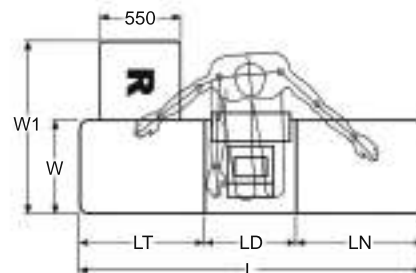
Offered additional accessories

1. Second Transporter belt in the checkout basin (+ TK)
2. Rollers in the checkout basin (+ TRK)
3. Packing shelf with rubbish bin (1815)
4. The basket shelf (1813)
5. Goods divider (1824 / 1824.1)
6. "Next" customer bars and holder for them (1810 / 1811)
7. Closing gates (1801 / 1802 / 1803 / 1804 / 1804.1 / 1804.2 / 1805)

More accessories can be found in accessories list at the end of the catalogue.

Standart package

1. Tinted black Plexiglas scanner protection with milled cash plate
2. One set of power supply sockets (4pcs.)
3. Adjustable monitor holder for cashier



Dimensions

Code	L	LT	LD	LN	W	W1
	mm	mm	mm	mm	mm	mm
CSX-20	2000	715	570	715	565	1140

L	Length of the checkout
LT	Length of the goods loading part
LD	Length of the scales area
LN	Length of the checkout basin
W	Goods loading part width
W1	Width of the checkout

Offered additional accessories

1. The basket shelf (1813)
2. Hooks for plastic bags (1806)
3. Closing gates (1801 / 1802 / 1803 / 1804 / 1804.1 / 1804.2 / 1805)

More accessories can be found in accessories list at the end of the catalogue.



Reliable POS SYSTEMS in Baltic countries



NCR RealPOS terminal family

Broad and innovative solution portfolio

NCR RealPOS™ Terminals		NCR RealPOS™ Displays		NCR RealScan™ Scanners	
	RealPOS 82XRT Extreme Retail Technology <ul style="list-style-type: none"> - Core i5-2400 - Core i3-2120 - Pentium G850 - Celeron Dual Core G540 		RealPOS Dynakey 15" Extreme Retail Technology <ul style="list-style-type: none"> - 15" Capacitive Touch - 36 Programmable keys - Magnetic stripe reader (optional) - Spill-resistant design 		RealScan 79 Extreme Retail Technology <ul style="list-style-type: none"> - Scanner with integrated scales - 1D and 2D scanning - Largest all-imaging scan zone - Security and scanning feedback features
	RealPOS 60 Performance Compact <ul style="list-style-type: none"> - Core i3-3240T - Celeron Dual Core G1610T 		RealPOS LED Display 15" Performance Compact <ul style="list-style-type: none"> - 15" Capacitive Touch - Magnetic stripe reader (optional) - Spill-resistant design 		RealScan 78 Performance Compact <ul style="list-style-type: none"> - Scanner with integrated scales - Maximum scanning performance - 1D and 2D (optional-upgradable) scanning
	RealPOS 40 Value Compact <ul style="list-style-type: none"> - Atom Dual Core D2550 				RealScan 74 Value Compact <ul style="list-style-type: none"> - Scanner with integrated scales - 1D and 2D (optional-upgradable) scanning - Compact, low-profile footprint

Series KS



Colors can be selected from the Ral pallet

Powder coated products are more resistant to moisture, chemicals, reduces the risk of scratches and corrosion.



Individual design of checkout bottom part available

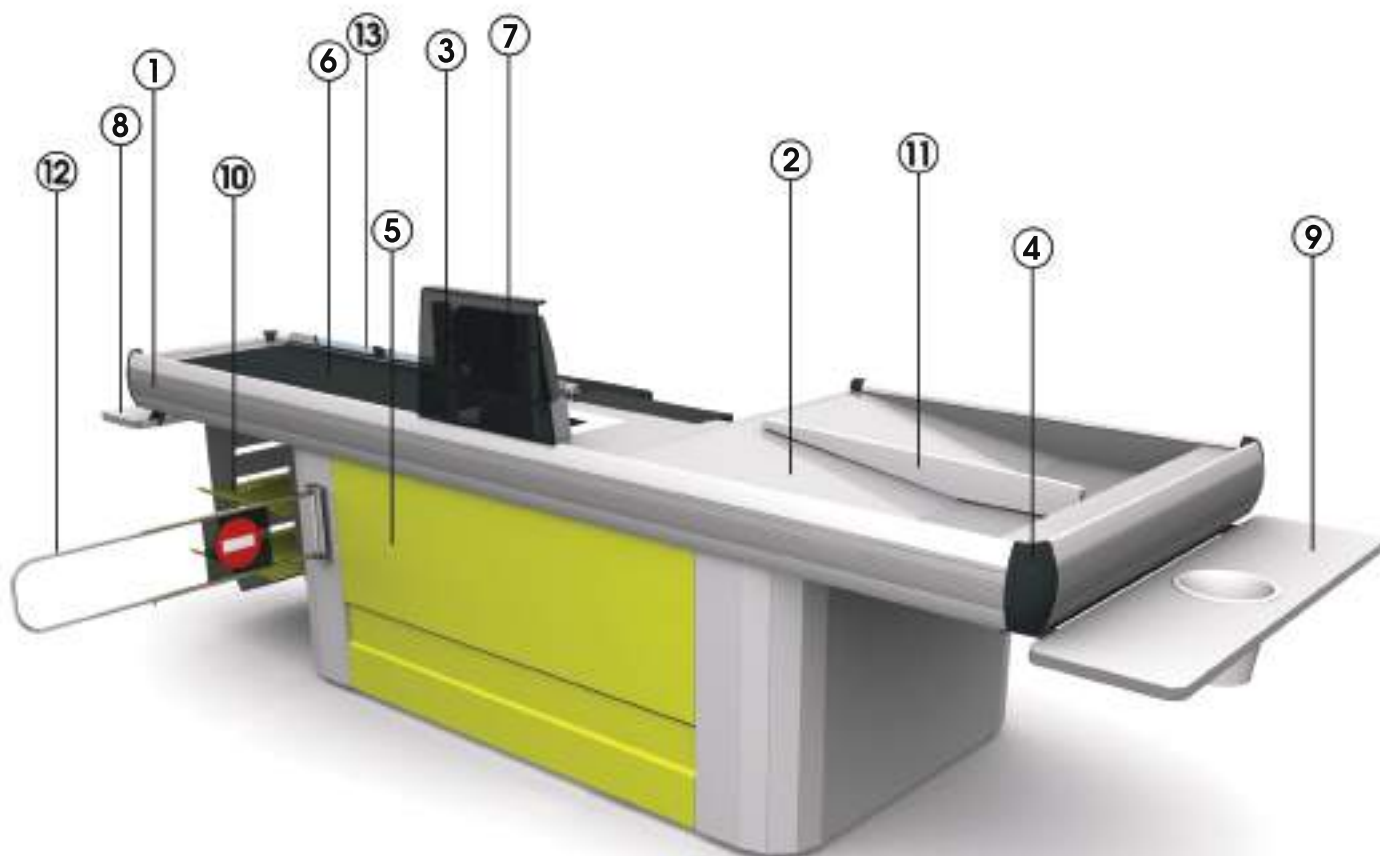
Our engineers are ready to offer solutions which will optimize checkout work and create your shop image.



Functional, reliable and easy to use

Together with our valued customers we have created ergonomically designed checkouts for both costumers and staff which completely satisfies their needs and suits in any type of the shop.





1. Aluminum profile with gray PVC gasket for scratching protection.
2. The working surface is made from decorative stainless steel (1,2 mm thickness).
3. Adjustable monitor holder for cashier.
4. Rounded PVC angles which help to protect checkout from scratching.
5. Powder Paint, extremely resistant for abrasions and other mechanical damages.
6. Anti-static PVC belt run by high quality oil cooled motor.
7. Plexiglas scanner protection.
8. The basket shelf for unloading with the basket / bag.
9. Packing shelf with / without rubbish bin for goods packing.
10. Cabinet for plastic bags with 2 adjustable height shelves with hooks for bag holding.
11. Goods divider which helps to serve two customers at one time.
12. Closing gates helps to limit customer pass when cashier is not working.
13. "Next customer bars" helps to separate goods.

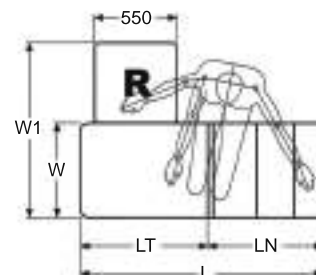
Integrated electronic Control panel with features:

- Automatic belt control with photocells.
- Manual belt control.
- Lamp and force stop functions.
- Automatic stop of the tape if there is no longer signal from the photocell.
- Soft start of tape (the bottle do not turn over at the tape starting).
- Double protection of the engine output (overload as option).



Standart package

1. Plexiglas scanner protection
2. Adjustable monitor holder for cashier
3. One set of power supply sockets (4pcs.)



Dimensions

Code	L	LT	LN	W	W1
	mm	mm	mm	mm	mm
KSDP-13	1300	700	600	550	1100
KSDP-15	1500	800	700	550	1100

L	Length of the checkout
LT	Length of the goods loading part
LN	Length of the checkout basin
W	Width of the goods loading part
W1	Width of the checkout

Offered additional accessories

1. The basket shelf (1812)
2. Hooks for plastic bags (1806)
3. Closing gates (1801 / 1803 / 1805)

More accessories can be found in accessories list at the end of the catalogue.





Series KS

KSKP

Standart package

1. Plexiglas scanner protection
2. Adjustable monitor holder for cashier
3. One set of power supply sockets (4pcs.)

Dimensions

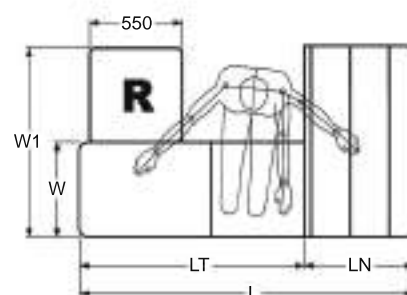
Code	L	LT	LN	W	W1
	mm	mm	mm	mm	mm
KSKP-19	1900	1300	600	550	1100
KSKP-21	2100	1400	700	550	1100

L	Length of the checkout
LT	Length of the goods loading part
LN	Length of the checkout basin
W	Width of the goods loading part
W1	Width of the checkout

Offered additional accessories

1. The basket shelf (1812)
2. Hooks for plastic bags (1806)
3. Closing gates (1801 / 1803 / 1805)

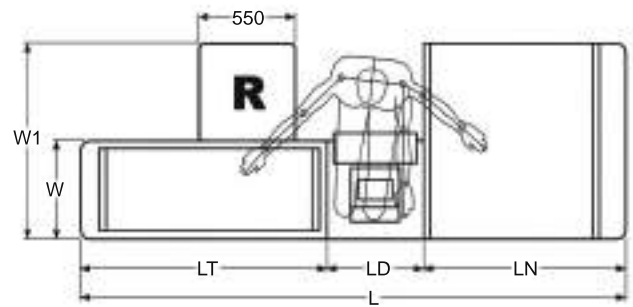
More accessories can be found in accessories list at the end of the catalogue.



Standart package

1. Transporter
2. Control panel (pedal for manual use included)
3. Plexiglas scanner protection
4. Adjustable monitor holder for cashier
5. One set of power supply sockets (4pcs.)





Dimensions

Code	L	LT	LD	LN	W	W1
	mm	mm	mm	mm	mm	mm
KSEP-22	2340	1070	550	720	550	1100
KSEP-27	2740	1370	550	820	550	1100
KSEP-30	3040	1370	550	1120	550	1100
KSEP-32	3240	1570	550	1120	550	1100
KSEP-34	3440	1770	550	1120	550	1100
KSEP-38	3840	2170	550	1120	550	1100
KSEP-40	4040	2370	550	1120	550	1100

L	Length of the checkout
LT	Length of the transporter
LD	Length of the scales area
LN	Length of the checkout basin
W	Transporter part width
W1	Width of the checkout

Offered additional accessories

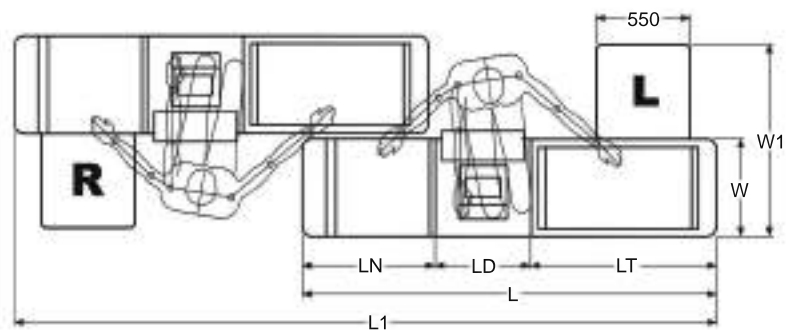
1. Packing shelf with / without rubbish bin (1817 / 1818).
2. The basket shelf (1812)
3. Cabinet or hooks for plastic bags (1806 / 1807)
4. "Next customer bars" and holder for them (1810 / 1811)
5. Closing gates (1801 / 1802 / 1803 / 1804 / 1804.1 / 1804.2 / 1805)
6. Goods divider (1824 / 1824.1)

More accessories can be found in accessories list at the end of the catalogue.

Standart package

1. Transporter
2. Control panel (pedal for manual use included)
3. Plexiglas scanner protection
4. Adjustable monitor holder for cashier
5. One set of power supply sockets (4pcs.)





Dimensions

Code	L	L1	LT	LD	LN	W	W1
	mm	mm	mm	mm	mm	mm	mm
KSTP-22	2340	3950	1070	550	720	550	1100
KSTP-27	2740	4650	1370	550	820	550	1100
KSTP-30	3040	5100	1370	550	1120	550	1100
KSTP-32	3240	5300	1570	550	1120	550	1100
KSTP-34	3440	5700	1770	550	1120	550	1100

L	Length of the checkout
L1	General length of the checkouts
LT	Length of the transporter
LD	Length of the scales area
LN	Length of the checkout basin
W	Transporter / basin part width
W1	Width of the checkout


Offered additional accessories

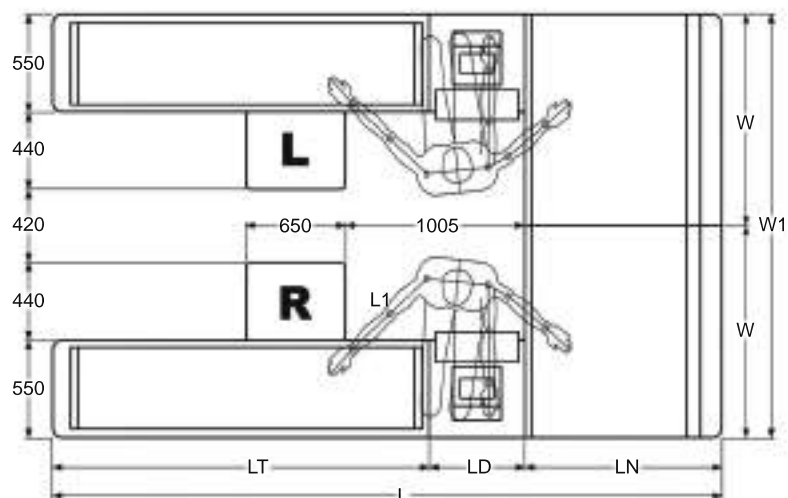
1. The basket shelf (1812)
2. Cabinet or hooks for plastic bags (1806 / 1807)
3. "Next customer bars" and holder for them (1810 / 1811)
4. Closing gates (1801 / 1802 / 1803 / 1804 / 1804.1 / 1804.2 / 1805)

More accessories can be found in accessories list at the end of the catalogue.

Standart package

1. Transporter
2. Control panel (pedal for manual use included)
3. Plexiglas scanner protection
4. Adjustable monitor holder for cashier
5. One set of power supply sockets (4pcs.)
6. Cabinet for plastic bags





Dimensions

Code	L	LT	LD	LN	W	W1
	mm	mm	mm	mm	mm	mm
KSUP-34	3440	1770	550	1120	1200	2400
KSUP-38	3840	2170	550	1120	1200	2400

L	Length of the checkout
LT	Length of the transporter
LD	Length of the scales area
LN	Length of the checkout basin
W	Width of the checkout basin
W1	Width of the double checkout

Offered additional accessories

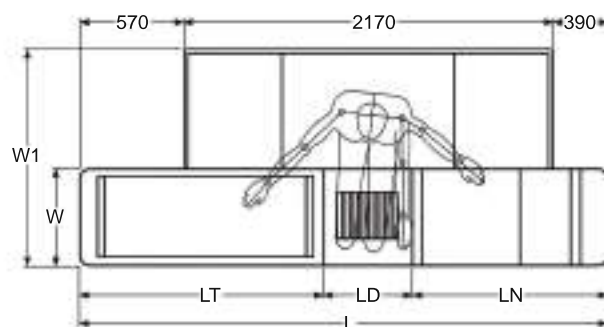
1. Packing shelf with rubbish bin (1817.1).
2. The basket shelf (1812)
3. "Next customer bars" and holder for them (1810 / 1811)
4. Closing gates (1801 / 1802 / 1803 / 1804 / 1804.1 / 1804.2 / 1805)
5. Goods divider (1824 / 1824.1)

More accessories can be found in accessories list at the end of the catalogue.

Standart package

1. Transporter
2. Control panel (pedal for manual use included)
3. Plexiglas protection
4. Three cabinets
5. Lifted gates with rollers between transporter and basin
6. PVC floor coating
7. Two sets of power supply sockets (4pcs. each)





Dimensions

Code	L	LT	LD	LN	W	W1
	mm	mm	mm	mm	mm	mm
KSSE-30	3030	1405	500	1125	550	1250

L	Length of the checkout
LT	Length of the transporter
LD	Length of the scales area
LN	Length of the checkout basin
W	Transporter/basin part width
W1	Width of the checkout

Offered additional accessories

1. The basket shelf (1812)
2. Cabinet or hooks for plastic bags (1806 / 1807)
3. "Next customer bars" and holder for them (1810 / 1811)
4. Closing gates (1801 / 1802 / 1803 / 1804 / 1804.1 / 1804.2 / 1805)

More accessories can be found in accessories list at the end of the catalogue.

KSN



Functional, reliable and easy to use

Together with our valued customers we have created ergonomically designed checkouts for both costumers and staff which completely satisfies their needs and suits in any type of the shop.



Individual design of checkout bottom part available

Our engineers are ready to offer solutions which will optimize checkout work and create your shop image.




Colors can be selected from the Ral pallet

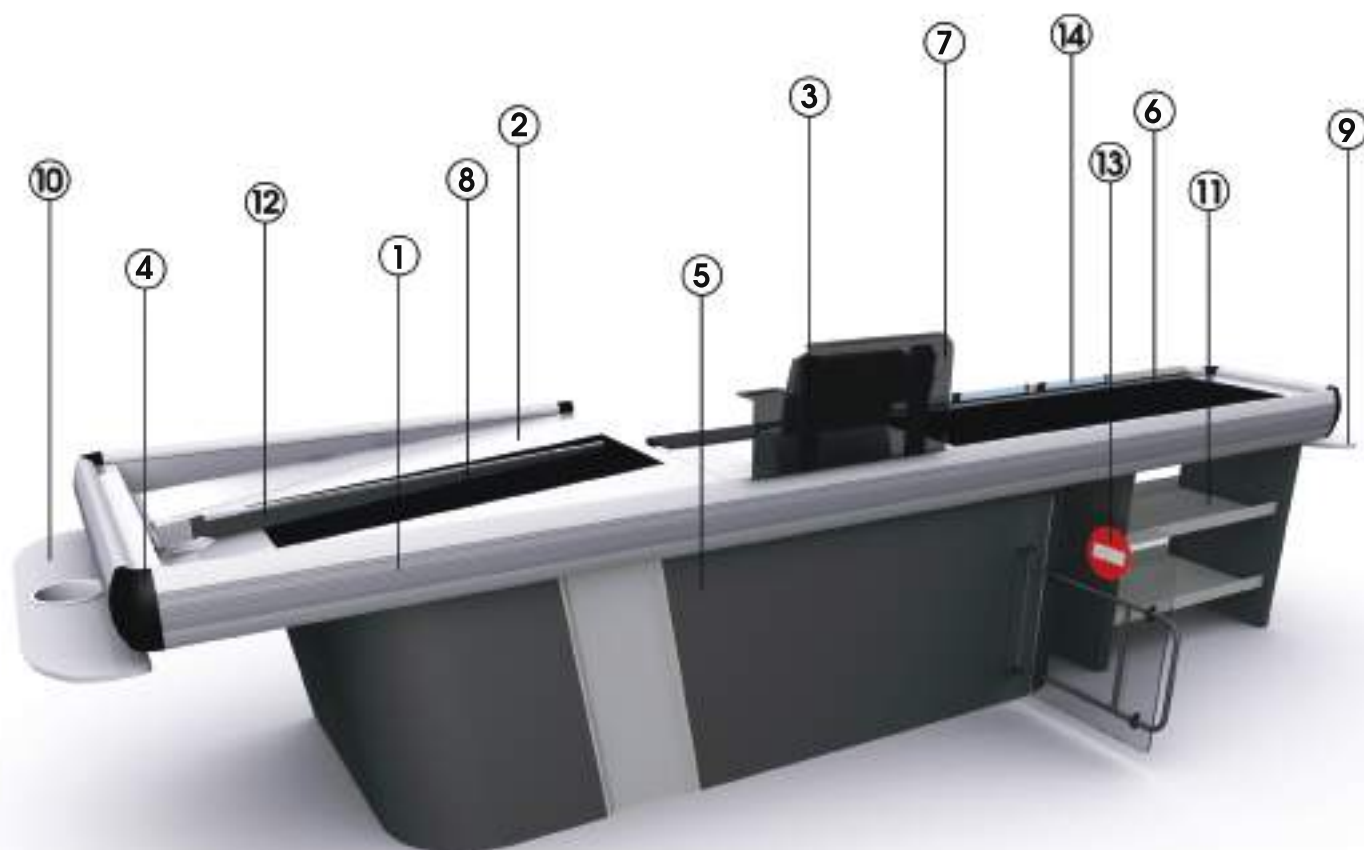
Powder coated products are more resistant to moisture, chemicals, reduces the risk of scratches and corrosion.



Two transporter width options

To adopt our checkouts better in the shop or to customer flows we offer possibility to choose two transporter widths.





1. Aluminum profile with gray PVC gasket for scratching protection.
2. The working surface is made from decorative stainless steel (1,2 mm thickness).
3. Adjustable monitor holder for cashier.
4. Rounded PVC angles which help to protect checkout from scratching.
5. Powder Paint, extremely resistant for abrasions and other mechanical damages.
6. Anti-static PVC belt run by high quality oil cooled motor.
7. Tinted black Plexiglas scanner protection with milled cash plate (8mm thickness).
8. Option of second transporter belt or rollers available.
9. The basket shelf for unloading with the basket / bag.
10. Packing shelf with / without rubbish bin for goods packing.
11. Cabinet for plastic bags.
12. Goods divider which helps to serve two customers at one time.
13. Closing gates helps to limit customer pass when cashier is not working.
14. "Next customer bars" helps to separate goods.

Integrated electronic Control panel with features:

Automatic belt control with photocells.

Manual belt control.

Lamp and force stop functions.

Automatic stop of the tape if there is no longer signal from the photocell.

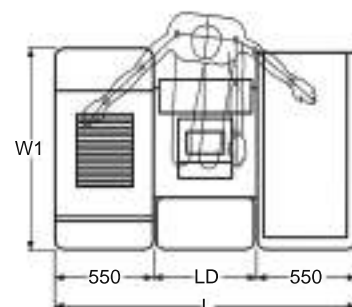
Soft start of tape (the bottle do not turn over at the tape starting).

Double protection of the engine output (overload as option).



Standart package

1. Transporter
2. Control panel (pedal for manual use included)
3. Plexiglas scanner protection
4. Plexiglas cash plate
5. Adjustable monitor holder for cashier
6. Hooks for plastic bags
7. One set of power supply sockets (4pcs.)
8. Rollers in the checkout basin



Dimensions

Code	L	LD	W1
	mm	mm	mm
KSX	1650	550	1150

L	Length of the checkout
LD	Length of the scales area
W1	Width of the checkout



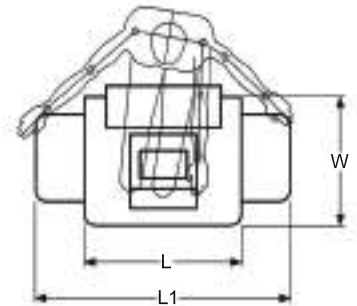


Series KSN

KSNX

Standart package

1. Tinted black plexiglas scanner protection with milled cash plate (8mm thickness)
2. Adjustable monitor holder for cashier
3. One set of power supply sockets (4pcs.)



Dimensions


Code	L1	L	W	H
	mm	mm	mm	mm
KSNX-13	1300	800	650	900

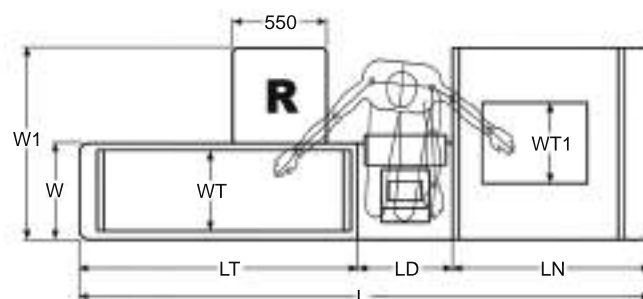
L1	Length of the checkout
L	Length of the working surface
W	Width of the checkout
H	Height of the checkout



Standart package

1. Transporter
2. Control panel (pedal for manual use included)
3. Cabinet for plastic bags
4. Tinted black Plexiglas scanner protection with milled cash plate (8mm thickness)
5. Adjustable monitor holder for cashier
6. One set of power supply sockets (4pcs.)





Dimensions

Code	L	LT	WT	WT1	LD	LN	W	W1
	mm	mm	mm	mm	mm	mm	mm	mm
KSNEA-30	3000	1270	450	450	550	1180	550	1100
KSNEA-32	3200	1470	450	450	550	1180	550	1100
KSNEA-34	3400	1670	450	450	550	1180	550	1100
KSNEA-36	3600	1870	450	450	550	1180	550	1100
KSNEA-38	3800	2070	450	450	550	1180	550	1100
KSNEA-40	4000	2270	450	450	550	1180	550	1100
KSNEA-42	4200	2470	450	450	550	1180	550	1100
KSNEA-44	4400	2670	450	450	550	1180	550	1100
KSNEB-30	3000	1270	500	450	550	1180	600	1100
KSNEB-32	3200	1470	500	450	550	1180	600	1100
KSNEB-34	3400	1670	500	450	550	1180	600	1100
KSNEB-36	3600	1870	500	450	550	1180	600	1100
KSNEB-38	3800	2070	500	450	550	1180	600	1100
KSNEB-40	4000	2270	500	450	550	1180	600	1100
KSNEB-42	4200	2470	500	450	550	1180	600	1100
KSNEB-44	4400	2670	500	450	550	1180	600	1100


L	Length of the checkout
LT	Length of the transporter
WT	Width of the transporter belt
WT1	Width of the additional transporter or rollers
LD	Length of the scales area
LN	Length of the checkout basin
W	General transporter part width
W1	Width of the checkout

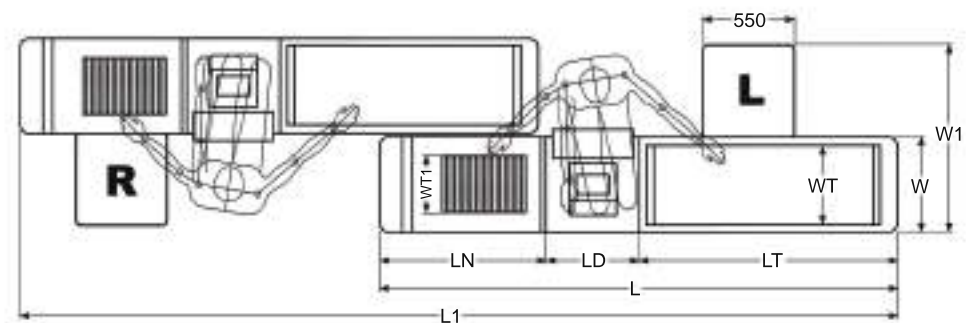
Offered additional accessories

1. Second Transporter belt in the checkout basin (+ TK)
2. Rollers in the checkout basin (+ TRK)
3. Packing shelf with / without rubbish bin (1817.2 / 1818.1)
4. The basket shelf (1812)
5. "Next" customer bars and holder for them (1810 / 1811)
6. Closing gates (1801 / 1802 / 1803 / 1804 / 1804.1 / 1804.2 / 1805)
7. Goods divider (1824 / 1824.1)

Standart package

1. Transporter
2. Control panel (pedal for manual use included)
3. Cabinet for plastic bags
4. Tinted black Plexiglas scanner protection with milled cash plate (8mm thickness)
5. Adjustable monitor holder for cashier
6. One set of power supply sockets (4pcs.)





Dimensions

Code	L	L1	LT	WT	WT1	LD	LN	W	W1
	mm	mm	mm	mm	mm	mm	mm	mm	mm
KSNTPA-30	3000	4900	1270	450	250	550	1180	550	1100
KSNTPA-32	3200	5300	1470	450	250	550	1180	550	1100
KSNTPA-34	3400	5700	1670	450	250	550	1180	550	1100
KSNTPB-30	3000	4900	1270	500	250	550	1180	600	1200
KSNTPB-32	3200	5300	1470	500	250	550	1180	600	1200
KSNTPB-34	3400	5700	1670	500	250	550	1180	600	1200

L	Length of the checkout
L1	General length of the checkouts
LT	Length of the transporter
WT	Width of the transporter belt
WT1	Width of the additional rollers
LD	Length of the scales area
LN	Length of the checkout basin
W	Transporter / basin part width
W1	General width of the checkouts


Offered additional accessories

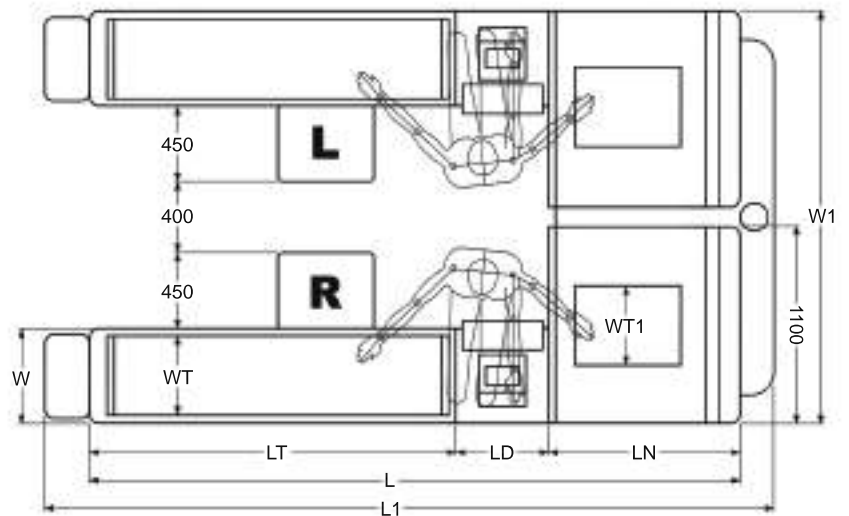
1. Rollers in the checkout basin (+TRK)
2. The basket shelf (1812)
3. "Next" customer bars and holder for them (1810 / 1811)
4. Closing gates (1801 / 1802 / 1803 / 1804 / 1804.1 / 1804.2 / 1805)

More accessories can be found in accessories list at the end of the catalogue.

Standart package

1. Double checkout
2. Transporter (2pcs.)
3. Control panel (pedal for manual use included) (2pcs.)
4. Adjustable monitor holder for cashier (2pcs.)
5. Tinted black Plexiglas scanner protection with milled cash plate (8mm thickness)(2pcs.)
6. Two sets of power supply sockets (4pcs. each)
7. Cabinet for plastic bags (2pcs.)





Dimensions

Code	L	L1	LT	WT	WT1	LD	LN	W	W1
	mm	mm	mm	mm	mm	mm	mm	mm	mm
KSNUA-32	3200	3700	1470	450	450	550	1180	550	2400
KSNUA-34	3400	3900	1670	450	450	550	1180	550	2400
KSNUA-36	3600	4100	1870	450	450	550	1180	550	2400
KSNUA-38	3800	4300	2070	450	450	550	1180	550	2400
KSNUA-40	4000	4500	2270	450	450	550	1180	550	2400
KSNUB-32	3200	3700	1470	500	450	550	1180	600	2500
KSNUB-34	3400	3900	1670	500	450	550	1180	600	2500
KSNUB-36	3600	4100	1870	500	450	550	1180	600	2500
KSNUB-38	3800	4300	2070	500	450	550	1180	600	2500
KSNUB-40	4000	4500	2270	500	450	550	1180	600	2500

L	Length of the checkout
L1	Length of the checkout with accessories
LT	Length of the transporter
WT	Width of the transporter belt
WT1	Width of the additional transporter or rollers
LD	Length of the scales area
LN	Length of the checkout basin
W	General transporter part width
W1	Width of the double checkout

Offered additional accessories

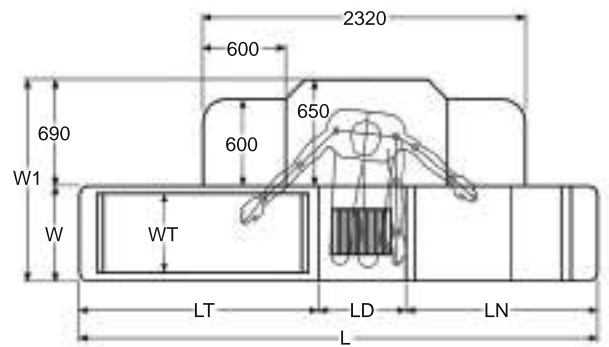
1. Second Transporter belt in the checkout basin (+ TK)
2. Rollers in the checkout basin (+ TRK)
3. Packing shelf with rubbish bin (1818.2)
4. The basket shelf (1812)
5. Goods divider (1824 / 1824.1)
6. "Next" customer bars and holder for them (1810 / 1811)
7. Closing gates (1801 / 1802 / 1803 / 1804 / 1804.1 / 1804.2 / 1805)

More accessories can be found in accessories list at the end of the catalogue.

Standart package

1. Transporter
2. Control panel (pedal for manual use included)
3. Two cabinets
4. Lifted gates with rollers between transporter and basin
5. Two sets of power supply sockets (4pcs. each)





Dimensions

Code	L	LT	WT	LD	LN	W	W1
	mm	mm	mm	mm	mm	mm	mm
KSNSEA-30	3000	1300	450	520	1180	550	1240
KSNSEA-32	3200	1500	450	520	1180	550	1240
KSNSEA-34	3400	1700	450	520	1180	550	1240
KSNSEB-30	3000	1300	500	520	1180	600	1290
KSNSEB-32	3200	1500	500	520	1180	600	1290
KSNSEB-34	3400	1700	500	520	1180	600	1290

L	Length of the checkout
LT	Length of the transporter
WT	Width of the transporter belt
LD	Length of the scales area
LN	Length of the checkout basin
W	Transporter / basin part width
W1	General width of the checkout

Offered additional accessories

1. Rollers in the checkout basin (+TRK)
2. The basket shelf (1812)
3. Cabinet or hooks for plastic bags (1806 / 1807)
4. "Next" customer bars and holder for them (1810 / 1811)
5. Closing gates (1801 / 1802 / 1803 / 1804 / 1804.1 / 1804.2 / 1805)

More accessories can be found in accessories list at the end of the catalogue.

Series CR



Functional, reliable and easy to use

Together with our valued customers we have created ergonomically designed checkouts for both costumers and staff which completely satisfies their needs and suits in any type of the shop.



Colors can be selected from the Ral pallet

Powder coated products are more resistant to moisture, chemicals, reduces the risk of scratches and corrosion.



Individual design of checkout bottom part available

Our engineers are ready to offer solutions which will optimize checkout work and create your shop image.



Two transporter width options

To adopt our checkouts better in the shop or to customer flows we offer possibility to choose two transporter widths.





1. Option of second transporter belt or rollers available.
2. Rubber bumpers for checkout protection from scratching.
3. Rubber profile which protects from dust and water entering.
4. Anti-static, PVC belt run by high quality oil cooled motor.
5. Tinted black Plexiglas scanner protection with milled cash plate (8mm thickness).
6. Adjustable monitor holder for cashier.
7. Working surface is made from resistant to scratches decorative stainless steel (1,2 mm thickness).
8. Powder Paint, extremely resistant for abrasions and other mechanical damages.
9. Goods divider which helps to serve two customers at one time.
10. Closing gates helps to limit customer pass when cashier is not working.
11. The basket shelf for unloading with the basket / bag.
12. "Next customer bars" helps to separate goods.
13. Cabinet for plastic bags .
14. Packing shelf with / without rubbish bin for goods packing.

Integrated electronic Control panel with features:

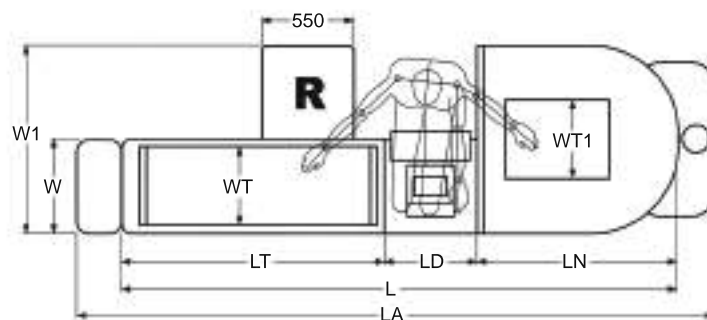
- Automatic belt control with photocells.
- Manual belt control.
- Lamp and force stop functions.
- Automatic stop of the tape if there is no longer signal from the photocell.
- Soft start of tape (the bottle do not turn over at the tape starting).
- Double protection of the engine output (overload as option).



Standart package

1. Transporter
2. Control panel (pedal for manual use included)
3. Tinted black Plexiglas scanner protection with milled cash plate
4. Adjustable monitor holder for cashier
5. One set of power supply sockets (4pcs.)
6. Cabinet for plastic bags





Dimensions

Code	L	LA	LT	WT	WT1	LD	LN	W	W1
	mm	mm	mm	mm	mm	mm	mm	mm	mm
CREA-30	3000	3500	1070	450	450	650	1280	565	1150
CREA-32	3200	3700	1270	450	450	650	1280	565	1150
CREA-34	3400	3900	1470	450	450	650	1280	565	1150
CREA-36	3600	4100	1670	450	450	650	1280	565	1150
CREA-38	3800	4300	1870	450	450	650	1280	565	1150
CREA-40	4000	4500	2070	450	450	650	1280	565	1150
CREA-42	4200	4700	2270	450	450	650	1280	565	1150
CREA-44	4400	4900	2470	450	450	650	1280	565	1150
CREB-30	3000	3500	1070	500	450	650	1280	615	1200
CREB-32	3200	3700	1270	500	450	650	1280	615	1200
CREB-34	3400	3900	1470	500	450	650	1280	615	1200
CREB-36	3600	4100	1670	500	450	650	1280	615	1200
CREB-38	3800	4300	1870	500	450	650	1280	615	1200
CREB-40	4000	4500	2070	500	450	650	1280	615	1200
CREB-42	4200	4700	2270	500	450	650	1280	615	1200
CREB-44	4400	4900	2470	500	450	650	1280	615	1200

L	Length of the checkout
LA	Length of the checkout with accessories
LT	Length of the transporter
WT	Width of the transporter belt
WT1	Width of the additional transporter or rollers
LD	Length of the scales area
LN	Length of the checkout basin
W	Transporter part width
W1	General width of the checkout


Offered additional accessories

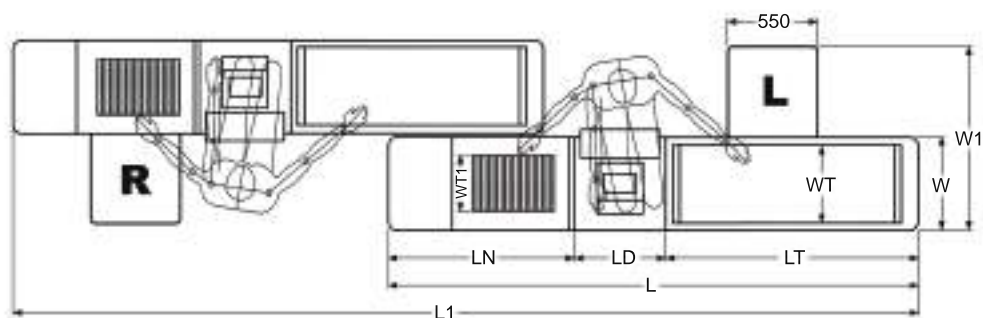
1. Second Transporter belt in checkout basin (+ TK)
2. Rollers in the checkout basin (+ TRK)
3. Packing shelf with / without rubbish bin (1816.1 / 1814.1)
4. The basket shelf (1813.1)
5. Goods divider (1824 / 1824.1)
6. "Next customer bars" and holder for them (1810 / 1811)
7. Closing gates (1801 / 1802 / 1803 / 1804 / 1804.1 / 1804.2 / 1805)

More accessories can be found in accessories list at the end of the catalogue.

Standart package

1. Transporter
2. Control panel (pedal for manual use included)
3. Tinted black Plexiglas scanner protection with milled cash plate
4. Adjustable monitor holder for cashier
5. One set of power supply sockets (4pcs.)
6. Cabinet for plastic bags





Dimensions

Code	L	L1	LT	WT	WT1	LD	LN	W	W1
	mm	mm	mm	mm	mm	mm	mm	mm	mm
CRTA-30	3000	4900	1070	450	250	650	1280	565	1140
CRTA-32	3200	5300	1270	450	250	650	1280	565	1140
CRTA-34	3400	5700	1470	450	250	650	1280	565	1140
CRTA-36	3600	6100	1670	450	250	650	1280	565	1140
CRTA-38	3800	6500	1870	450	250	650	1280	565	1140
CRTA-40	4000	6900	2070	450	250	650	1280	565	1140
CRTB-30	3000	4900	1070	500	250	650	1280	615	1240
CRTB-32	3200	5300	1270	500	250	650	1280	615	1240
CRTB-34	3400	5700	1470	500	250	650	1280	615	1240
CRTB-36	3600	6100	1670	500	250	650	1280	615	1240
CRTB-38	3800	6500	1870	500	250	650	1280	615	1240
CRTB-40	4000	6900	2070	500	250	650	1280	615	1240

L	Length of the checkout
L1	General length of the checkouts
LT	Length of the transporter
WT	Width of the transporter belt
WT1	Width of the additional rollers
LD	Length of the scales area
LN	Length of the checkout basin
W	Transporter / basin part width
W1	Width of the checkouts

Offered additional accessories

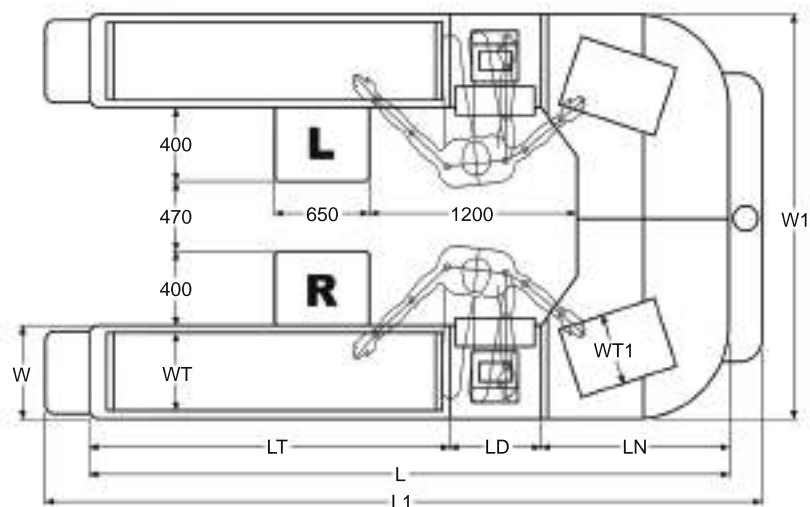
1. Rollers in the checkout basin (+ TRK)
2. "Next customer bars" and holder for them (1810 / 1811)
3. Closing gates (1801 / 1802 / 1803 / 1804 / 1804.1 / 1804.2 / 1805)

More accessories can be found in accessories list at the end of the catalogue.

Standart package

1. Double checkout
2. Transporter (2pcs.)
3. Control panel (pedal for manual use included) (2pcs.)
4. Adjustable monitor holder for cashier (2pcs.)
5. Tinted black plexiglas scanner protection with milled cash plate (2pcs.)
6. Two sets of power supply sockets (4pcs. each)
7. Cabinet for plastic bags (2pcs.)





Dimensions

Code	L	L1	LT	WT	WT1	LD	LN	W	W1
	mm	mm	mm	mm	mm	mm	mm	mm	mm
CRUA-30	3000	3500	1070	450	450	650	1280	565	2400
CRUA-32	3200	3700	1270	450	450	650	1280	565	2400
CRUA-34	3400	3900	1470	450	450	650	1280	565	2400
CRUA-36	3600	4100	1670	450	450	650	1280	565	2400
CRUA-38	3800	4300	1870	450	450	650	1280	565	2400
CRUA-40	4000	4500	2070	450	450	650	1280	565	2400
CRUA-42	4200	4700	2270	450	450	650	1280	565	2400
CRUA-44	4400	4900	2470	450	450	650	1280	565	2400
CRUB-30	3000	3500	1070	500	450	650	1280	615	2500
CRUB-32	3200	3700	1270	500	450	650	1280	615	2500
CRUB-34	3400	3900	1470	500	450	650	1280	615	2500
CRUB-36	3600	4100	1670	500	450	650	1280	615	2500
CRUB-38	3800	4300	1870	500	450	650	1280	615	2500
CRUB-40	4000	4500	2070	500	450	650	1280	615	2500
CRUB-42	4200	4700	2270	500	450	650	1280	615	2500
CRUB-44	4400	4900	2470	500	450	650	1280	615	2500

L	Length of the checkout
L1	Length of the checkout with accessories
LT	Length of the transporter
WT	Width of the transporter belt
WT1	Width of the additional transporter or rollers
LD	Length of the scales area
LN	Length of the checkout basin
W	Transporter part width
W1	Width of the double checkout

Offered additional accessories

1. Second Transporter belt in checkout basin (+ TK)
2. Rollers in the checkout basin (+ TRK)
3. Packing shelf with rubbish bin (1815.1)
4. The basket shelf (1813.1)
5. Goods divider (1824 / 1824.1)
6. "Next" customer bars and holder for them (1810 / 1811)
7. Closing gates (1801 / 1802 / 1803 / 1804 / 1804.1 / 1804.2 / 1805)

More accessories can be found in accessories list at the end of the catalogue.

Series CH



Functional, reliable and easy to use

Together with our valued customers we have created ergonomically designed checkouts for both costumers and staff which completely satisfies their needs and suits in any type of the shop.



Colors can be selected from the Ral pallet

Powder coated products are more resistant to moisture, chemicals, reduces the risk of scratches and corrosion.




Individual design of checkout bottom part available

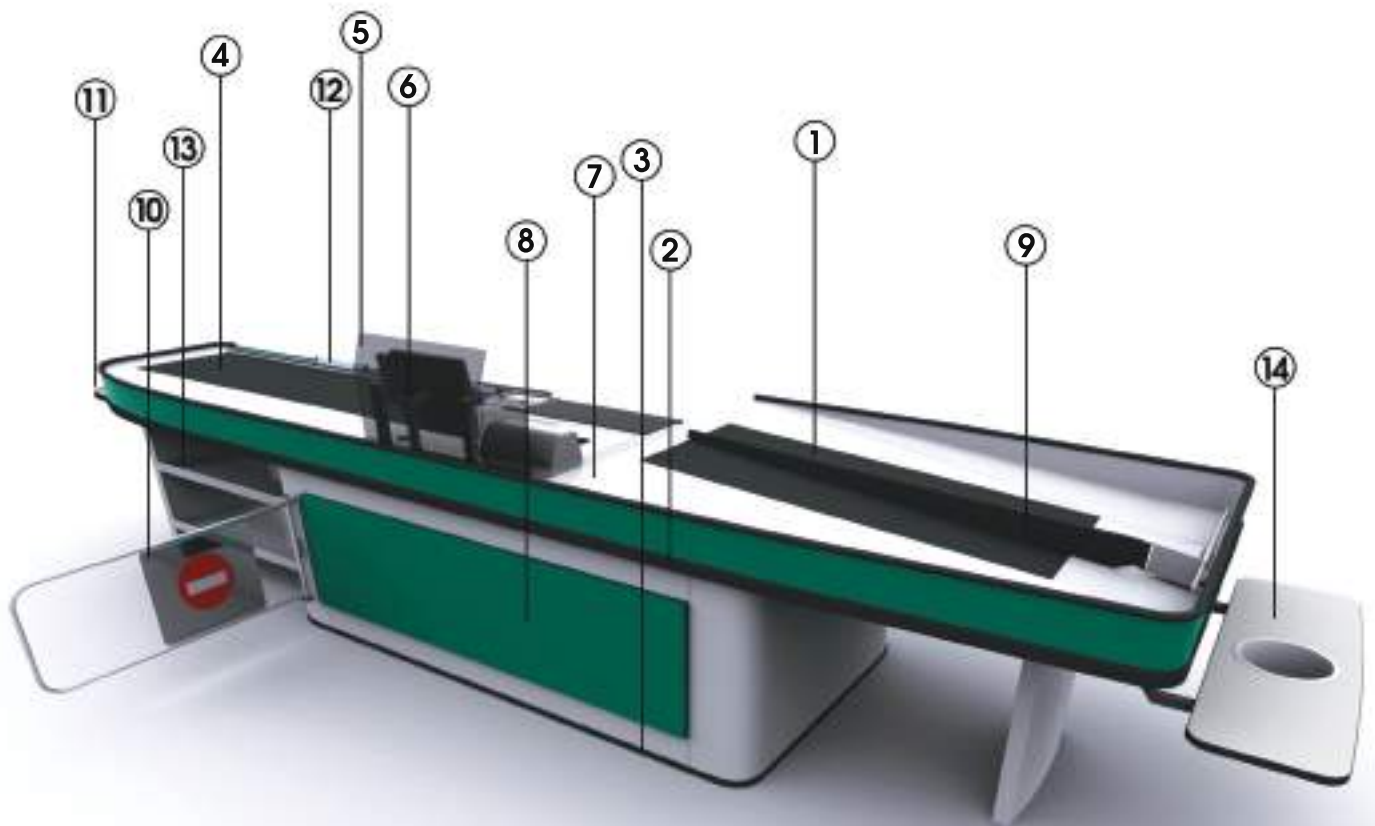
Our engineers are ready to offer solutions which will optimize checkout work and create your shop image.



Two transporter width options

To adopt our checkouts better in the shop or to customer flows we offer possibility to choose two transporter widths.





1. Option of second transporter belt or rollers available.
2. Rubber bumpers for checkout protection from scratching.
3. Rubber profile which protects from dust and water entering.
4. Anti-static, PVC belt run by high quality oil cooled motor.
5. Tinted black Plexiglas scanner protection with milled cash plate (8mm thickness).
6. Adjustable monitor holder for cashier.
7. Working surface is made from resistant to scratches decorative stainless steel (1,2 mm thickness).
8. Powder Paint, extremely resistant for abrasions and other mechanical damages.
9. Goods divider which helps to serve two customers at one time.
10. Closing gates helps to limit customer pass when cashier is not working.
11. The basket shelf for unloading with the basket/bag.
12. "Next customer bars" helps to separate goods.
13. Cabinet for plastic bags.
14. Packing shelf with / without rubbish bin for goods packing.




Integrated electronic Control panel with features:

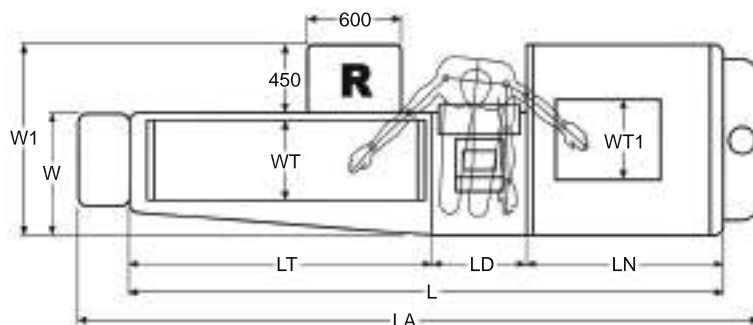
- Automatic belt control with photocells.
- Manual belt control.
- Lamp and force stop functions.
- Automatic stop of the tape if there is no longer signal from the photocell.
- Soft start of tape (the bottle do not turn over at the tape starting).
- Double protection of the engine output (overload as option).



Standart package

1. Transporter
2. Control panel (pedal for manual use included)
3. Tinted black Plexiglas scanner protection with milled cash plate
4. Adjustable monitor holder for cashier
5. One set of power supply sockets (4pcs.)
6. Cabinet for plastic bags





Dimensions

Code	L	LA	LT	WT	WT1	LD	LN	W	W1
	mm	mm	mm	mm	mm	mm	mm	mm	mm
CHEA-34	3400	3900	1470	450	450	650	1280	725	1150
CHEA-36	3600	4100	1670	450	450	650	1280	725	1150
CHEA-38	3800	4300	1870	450	450	650	1280	725	1150
CHEA-40	4000	4500	2070	450	450	650	1280	725	1150
CHEA-42	4200	4700	2270	450	450	650	1280	725	1150
CHEA-44	4400	4900	2470	450	450	650	1280	725	1150
CHEA-46	4600	5100	2670	450	450	650	1280	725	1150
CHEB-34	3400	3900	1470	500	450	650	1280	775	1200
CHEB-36	3600	4100	1670	500	450	650	1280	775	1200
CHEB-38	3800	4300	1870	500	450	650	1280	775	1200
CHEB-40	4000	4500	2070	500	450	650	1280	775	1200
CHEB-42	4200	4700	2270	500	450	650	1280	775	1200
CHEB-44	4400	4900	2470	500	450	650	1280	775	1200
CHEB-46	4600	5100	2670	500	450	650	1280	775	1200

L	Length of the checkout
LA	Length of the checkout with accessories
LT	Length of the transporter
WT	Width of the transporter belt
WT1	Width of the additional transporter or rollers
LD	Length of the scales area
LN	Length of the checkout basin
W	Transporter part width
W1	Width of the checkout



Offered additional accessories

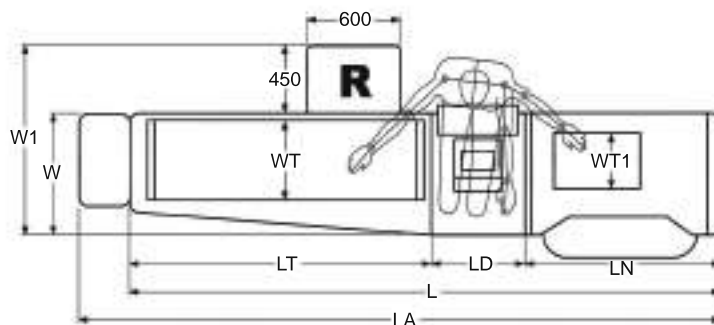
1. Second Transporter belt in checkout basin (+ TK)
2. Rollers in the checkout basin (+ TRK)
3. Packing shelf with / without rubbish bin (1816.2 / 1814.2)
4. The basket shelf (1813.2)
5. Goods divider (1824 / 1824.1)
6. "Next" customer bars (1810 / 1811)
7. Closing gates (1801 / 1802 / 1803 / 1804 / 1804.1 / 1804.2 / 1805)

More accessories can be found in accessories list at the end of the catalogue.

Standart package

1. Transporter
2. Control panel (pedal for manual use included)
3. Tinted black Plexiglas scanner protection with milled cash plate
4. Adjustable monitor holder for cashier
5. One set of power supply sockets (4pcs.)
6. Cabinet for plastic bags
7. Packing shelf





Dimensions








Code	L	LA	LT	WT	WT1	LD	LN	W	W1
	mm	mm	mm	mm	mm	mm	mm	mm	mm
CHNA-34	3400	3900	1470	450	250	650	1280	725	850
CHNA-36	3600	4100	1670	450	250	650	1280	725	850
CHNA-38	3800	4300	1870	450	250	650	1280	725	850
CHNA-40	4000	4500	2070	450	250	650	1280	725	850
CHNA-42	4200	4700	2270	450	250	650	1280	725	850
CHNA-44	4400	4900	2470	450	250	650	1280	725	850
CHNA-46	4600	5100	2670	450	250	650	1280	725	850
CHNB-34	3400	3900	1470	500	300	650	1280	775	900
CHNB-36	3600	4100	1670	500	300	650	1280	775	900
CHNB-38	3800	4300	1870	500	300	650	1280	775	900
CHNB-40	4000	4500	2070	500	300	650	1280	775	900
CHNB-42	4200	4700	2270	500	300	650	1280	775	900
CHNB-44	4400	4900	2470	500	300	650	1280	775	900
CHNB-46	4600	5100	2670	500	300	650	1280	775	900









L	Length of the checkout
LA	Length of the checkout with accessories
LT	Length of the transporter
WT	Width of the transporter belt
WT1	Width of the additional rollers
LD	Length of the scales area
LN	Length of the checkout basin
W	Transporter part width
W1	Width of the checkout








Offered additional accessories









1. Rollers in the checkout basin (+ TRK)
2. "Next" customer bars and holder for them (1810 / 1811)
3. Closing gates (1801 / 1802 / 1803 / 1804 / 1804.1 / 1804.2 / 1805)








More accessories can be found in accessories list at the end of the catalogue.









Code	Accessory	Sample
TK	Second transporter in the checkout basin (available for checkout series CS, CR,CH,KSN)	
TRK	Rollers in the checkout basin (available for checkout series CS, CR,CH,KSN)	
TRMK	Rollers in the checkout scales zone	
1803	Stainless steel closing gate	
1804	Closing gate (Powder coated according to the checkout color)	
1804.1	Closing gate with Plexiglas (Frame powder coated according to the checkout color)	
1804.2	Closing gate with Plexiglas (Frame powder coated according to the checkout color)	


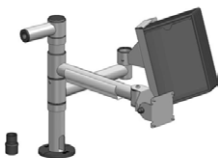





Code	Accessory	Smple
1805	Closing gate (Powder coated according to the checkout color)	
1806	Hooks for plastic bags (Powder coated according to the checkout color)	
1807	Cabinet for plastic bags with 2 adjustable height shelves with hooks (for checkout series KS) (Powder coated according to the checkout color. Possibility to choose 2 colors)	
1808	Cable column, height 2980mm (non standard height available upon request) (Powder coated according to the specified RAL)	
1809	Stainless steel cable column with LED checkout number light set, height 2500mm (non standard height available upon request) (Powder coated according to the specified RAL)	
1810	"Next customer" plastic bar	
1811	Holder for "next customer" bar	
1812	The basket shelf for unloading with the basket/bag for checkout series KS, KSN (Grey)	



Code	Accessory	Smple
1813	The basket shelf for unloading with the basket/bag for checkout series CS (Grey)	
1813.1	The basket shelf for unloading with the basket/bag for checkout series CR (Grey)	
1813.2	The basket shelf for unloading with the basket/bag for checkout series CH (Grey)	
1814	Packing shelf for goods unloading for checkout series CSE (Grey)	
1814.1	Packing shelf for goods unloading for checkout series CR (Grey)	
1814.2	Packing shelf for goods unloading for checkout series CHE (Grey)	
1815	Packing shelf with rubbish bin for goods unloading for checkout CSD (Grey)	

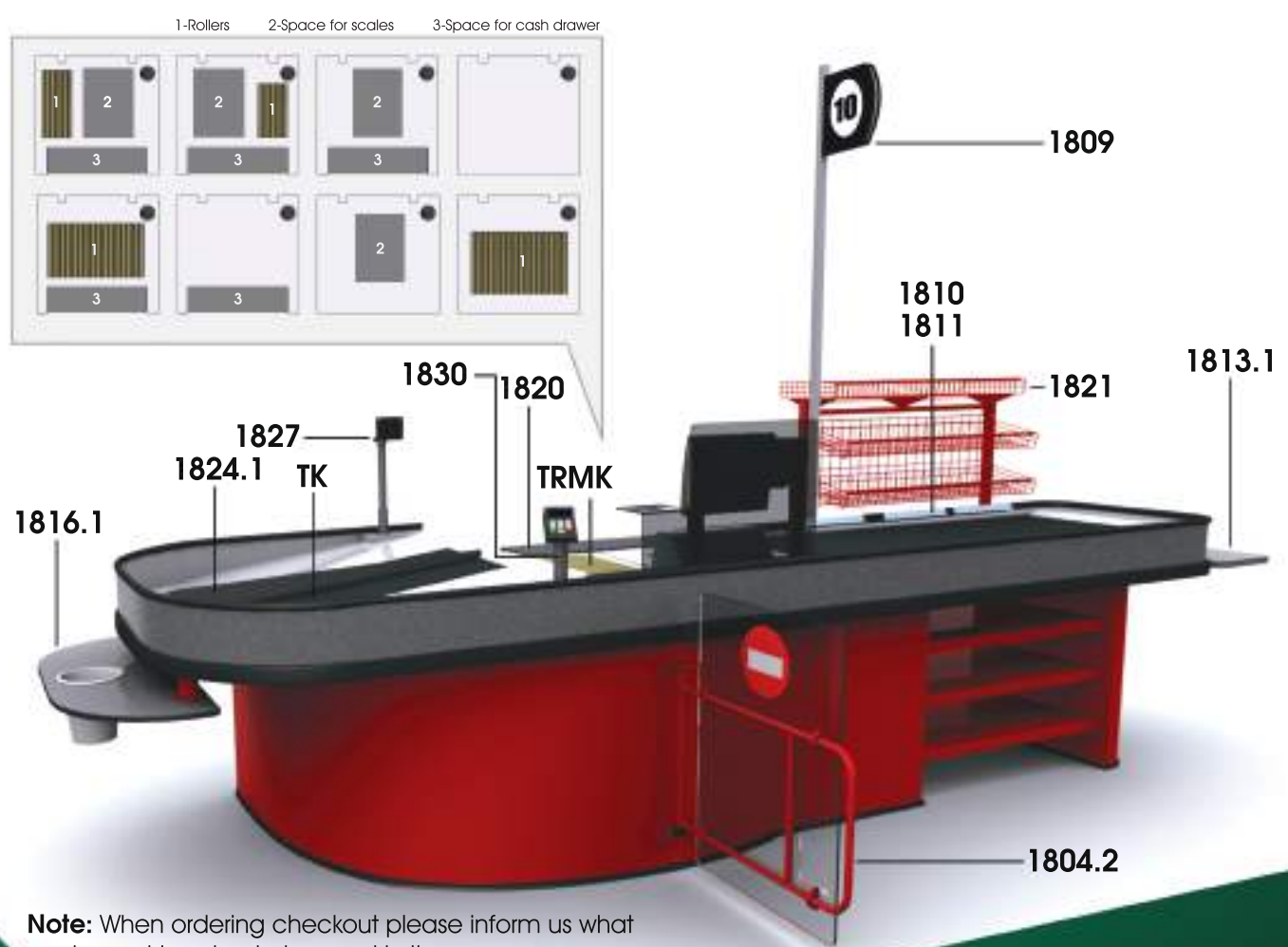
Code	Accessory	Smple
1815.1	Packing shelf with rubbish bin for goods unloading for checkout CRU (Grey)	
1816	Packing shelf with rubbish bin for goods unloading for checkout series CSE (Grey)	
1816.1	Packing shelf with rubbish bin for goods unloading for checkout series CRE (Grey)	
1816.2	Packing shelf with rubbish bin for goods unloading for checkout series CHE (Grey)	
1817	Packing shelf for goods unloading for checkout series KSE, KSKP (Grey)	
1817.1	Packing shelf with rubbish bin for goods unloading for checkout series KSUP (Grey)	
1817.2	Packing shelf for goods unloading for checkout series KSNE (Grey)	
1818	Packing shelf with rubbish bin for goods unloading for checkout series KSE, KSKP (Grey)	

Code	Accessory	Smple
1818.1	Packing shelf with rubbish bin for goods unloading for checkout KSNE (Grey)	
1818.2	Packing shelf with rubbish bin for goods unloading for checkout KSNU (Grey)	
1819	Additional set of power supply sockets (4pcs.)	
1819.1	Fuse for power supply sockets (Available only with 1819)	
1820	Checkout Cash drawer (L-460mm) (Black)	
1821	Display stand L-1030mm with 3 shelves (Powder coated according to the specified RAL)	
1822	Display stand L-1280mm with 4 shelves (Powder coated according to the specified RAL)	

Code	Accessory	Smple
1823	Display stand "T" (Powder coated according to the specified RAL)	
1823.1	Additional shelf for display stand L-1030mm (Powder coated according to the specified RAL)	
1823.2	Additional shelf for display stand L-1280mm (Powder coated according to the specified RAL)	
1823.3	Hooks for display stand (Powder coated according to the specified RAL)	
1824	Goods dividing arm for basin (Black polyurethane)	
1824.1	Sliding goods dividing arm for basin (Black polyurethane)	
1825	Tinted black Plexiglas scanner protection (L-550mm)	
1826	Wide angle lens (helps to protect from theft)	

Code	Accessory	Smple
1827	Metal monitor holder (height -700mm) (Black)	
1828	Metal monitor and scales display holder with ten A5 cash- ier guide inserts (height- 500mm)	
1829	Metal monitor holder with money tray (height- 500mm)	
1830	Metal payment terminal holder	
1831	Metal payment terminal holder (for mounting on the profile)	
1831.1	POS cash safe (Black)	
1832	Checkout control panel	

Code	Accessory	Smple
1833	Pedal for checkout manual use	
1835	Adjustable height chair with soft, upholstered seat and backrest (Black)	



Note: When ordering checkout please inform us what equipment is going to be used in it.
We will apply the checkout for its installation.



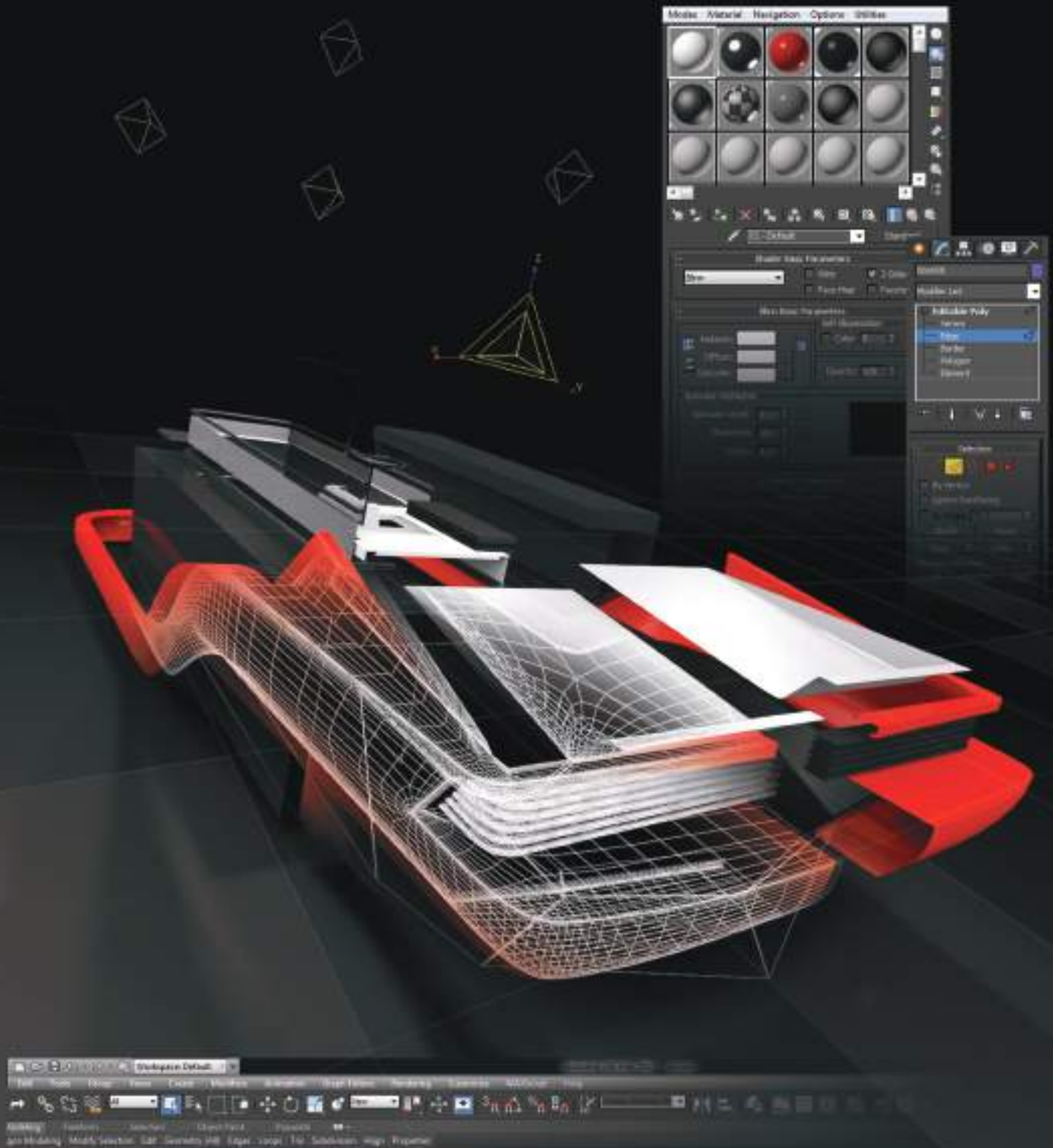
About company

JSC REFRA started its activity in 1995. All production area occupies 15 000 m² (refrigeration and air conditioning equipment, doors producing, metal processing, powder coating and control panels production departments). We have a team of more than 150 highly qualified engineers, technical designers and other workers.

REFRA is proud to be one of the leading companies, offering wide variety of products of steel sheet and non-standard solutions according to individual customers needs and general market demand. High volume production capabilities and qualified personnel ensures attractive order processing terms and perfect quality. Our export destinations: European Union, CIS, The Arab league. Company's management provides great attention on the quality improvement: the company has implemented the ISO 9001 quality management system, certified by Bureau Veritas.

INDIVIDUAL DESIGN

For your shop network and according to your needs we can individually create and adopt checkout design



UAB “REFRA”

Dariaus ir Gireno str. 179
Vilnius, LT-02189, Lithuania

+370 5 2031020
info@refra.eu
www.refra.eu

